



# ENERG

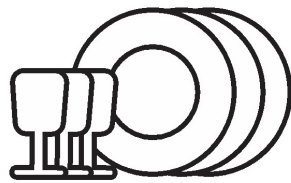


**HISENSE**


HS642E90X



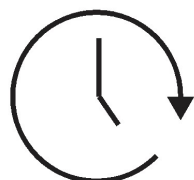
**92 kWh** /



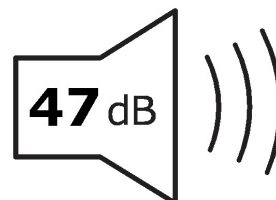
**13 x**



**11.0 L**



**3:35**



ABC**D**